

ATRT-03B S2

automatic, 3-phase transformer turns ratio tester



Vanguard Instruments Company, Inc.
www.vanguard-instruments.com

ATRT-03B S2

automatic, 3-phase transformer turns ratio tester

The ATRT-03B S2 is Vanguard's third generation, microprocessor-based, automatic, three phase, transformer turns-ratio tester. This lightweight and rugged portable unit is designed for transformer testing at utility power substations.

The ATRT-03B S2 determines the transformer turns-ratio using the IEEE C57.12.90 measurement method. The ATRT-03B S2 outputs an excitation test voltage to the transformer's primary windings. The induced secondary voltage is sensed and the transformer turns-ratio is calculated. The ATRT-03B S2 can measure turns-ratios from 0.8 to 15,000. The transformer turns-ratio, excitation current, and phase-angle readings are displayed on the large back-lit LCD. The built-in transformer type detection feature allows the ATRT-03B S2 to detect and test 130 transformer types defined by ANSI, CEI/IEC and Australian standards.

The ATRT-03B S2 can be used as a standalone unit or can be computer-controlled. It can be operated locally using its alpha-numeric keypad and rotary switch. Information is displayed on a back-lit LCD screen (128 x 64 pixels) that is viewable in both bright sunlight and low-light levels. The ATRT-03B S2 can store up to 112 test records and 128 test plans in Flash EEPROM. Test records or test plans can be stored or transferred to and from a PC via the available interfaces (RS-232C port, USB port, USB Flash drive port).

Transformer Test Voltages

To prevent an accidental wrong test-lead hook-up (e.g., when the operator reverses H and X leads), the ATRT-03B S2 outputs a low-level test voltage to verify the hook-up condition before applying the full test voltage to the transformer. Three test voltages (8 Vac, 40 Vac, 100 Vac) allow the ATRT-03B S2 to test CT's and PT's, as well as power transformers.

Auto-Detect Transformer Configuration

The ATRT-03B S2 can automatically detect 130 different transformer types defined by ANSI, CEI/IEC, and Australian standards.

Internal Test Record Storage

Up to 112 test records can be stored in the ATRT-03B S2's Flash EEPROM memory. Each test record may contain up to 99 turns-ratio, excitation current, phase angle and nameplate voltage readings. Test records can be recalled locally or transferred to a PC via the available interfaces (RS-232C port, USB port, USB Flash drive port).

Transformer Test Plans

The ATRT-03B S2 can store up to 128 transformer test-plans in its Flash EEPROM. A test-plan is comprised of the transformer nameplate voltages for each tap setting. The calculated turns-ratio based on the nameplate voltages is compared with the measured turns-ratio to derive the percentage error and Pass/Fail results. By using a test plan, a transformer can be quickly tested and turns-ratio Pass/Fail reports can be reviewed. Test plans can be created with the PC software and can be transferred to the ATRT-03B S2 via the available interfaces (RS-232C port, USB port, USB Flash drive port).

ordering information

Part number **ATRT-03BS2**

ATRT-03B S2, cables, and PC software

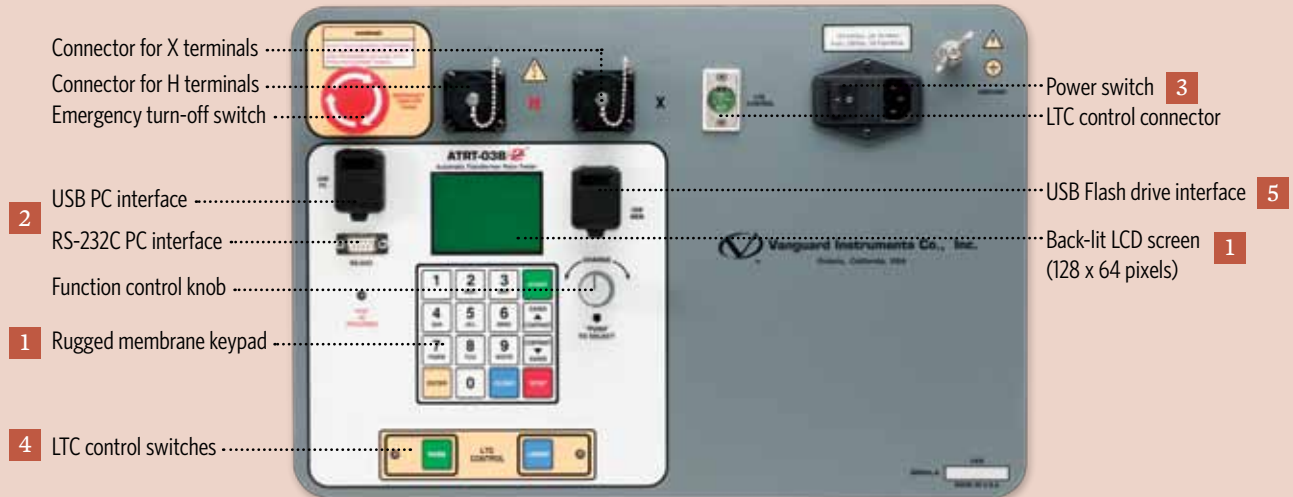
Part number **ATRT-03BS2 CASE**

ATRT-03B S2 shipping case

Part number **Paper-TP4**

Thermal printer paper

ATRT-03B S2 Controls & Indicators



1

User Interface

The ATRT-03B S2 features a back-lit LCD screen (128 x 64 pixels) that is viewable in both bright sunlight and low-light levels. The test results screen displays the transformer turns-ratio, excitation current, phase angle, and percentage error. The unit is controlled via a rugged, 16-key, membrane keypad and a digital rotary switch.

2

Computer Interface

In computer-controlled mode, the unit can be controlled via the RS-232C or USB interface using the supplied PC software (Transformer Turns-Ratio Analyzer application provided with each ATRT-03B S2). This Windows®-based application can be used to run tests and to store test results on a PC. Test results can also be exported to Excel, PDF, and XML formats for further analysis.

3

Power Sources

The ATRT-03B S2 can be powered from a single-phase 100-240 Vac 50/60 Hz power source. A built-in safety ground detection circuit can detect and display a ground fault problem with the AC input source.

4

Transformer Load Tap Changer Control

Voltage regulator or LTC tap positions can be changed remotely using the unit's built-in transformer load tap changer. This feature eliminates the need to manually raise or lower tap positions from the transformer control panel.

5

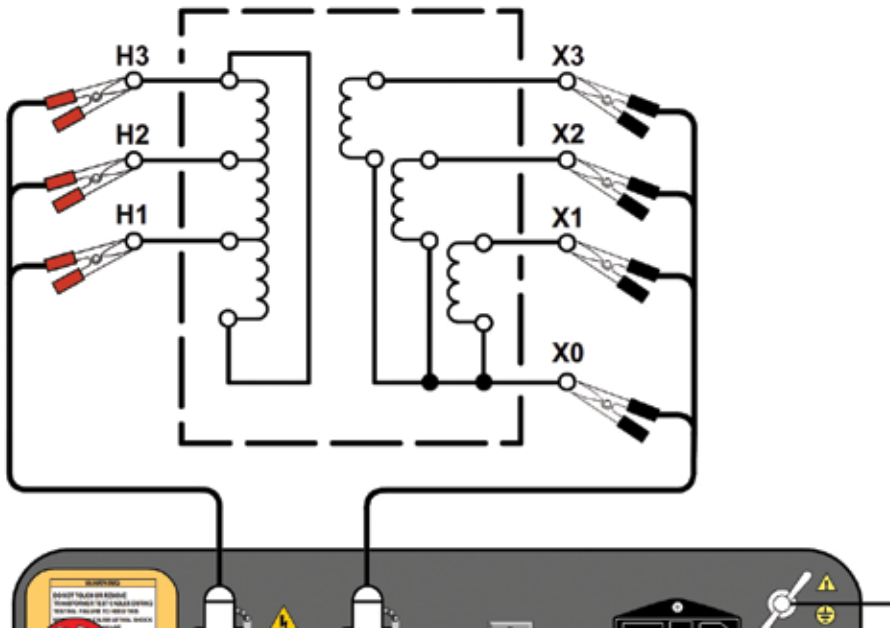
USB Flash Drive Interface

A built-in USB Flash drive interface provides a convenient method for transferring test plans and test records to or from a USB Flash drive. The user can store up to 999 transformer test plans and test records on a USB Flash drive, and the supplied PC software can be used to view the test records.

outstanding features

- Ratio range: 0.8 – 15,000
- Capable of detecting 130 different 3-phase transformer types defined by ANSI, IEC, and Australian standards
- 3 test voltages available: 8Vac, 40Vac, 100Vac
- Phase angle and excitation current measurement
- RS-232C and USB PC interfaces
- Built-in 4.5-inch wide thermal printer

ATRT-03B S2 connections



ATRT-03B S2 desktop printer output



Vanguard Instruments Company, Inc.

1520 S. Hellman Avenue, Ontario, CA 91761, USA Phone: 909.923.9390 FAX: 909.923.9391
www.vanguard-instruments.com

TRANSFORMER TURNS RATIO REPORT

Filename: test001.tst Date: June 26, 2014 Time: 04:02 PM Page (1/1)

Company: VANGUARD
Location: LAB
Circuit: DY TRANSFORMER TAP3
Operator:
Comment:

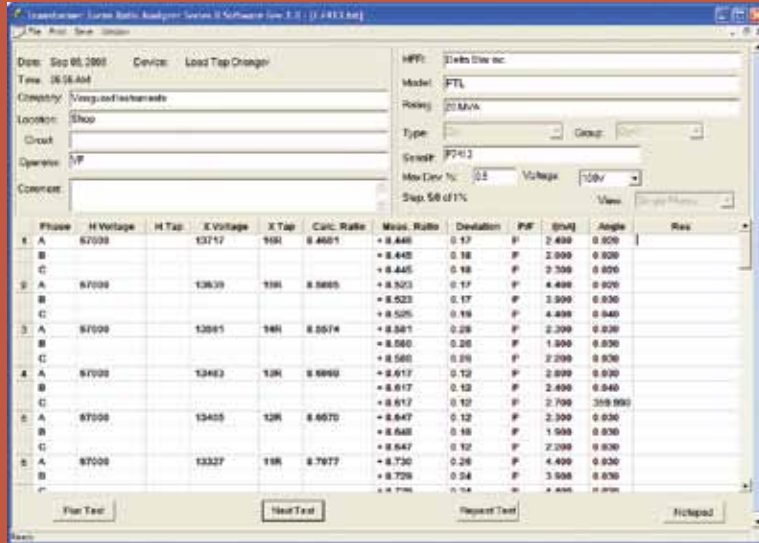
MFR: GE
Device: Transformer
Type: Dyn1
Model: DIS TRANS
Rating: 500
Serial #: F639943
Max Deviation %: .3
Test Voltage: 40V

HIGH-VOLTAGE WINDING (H)	LOW-VOLTAGE WINDING (X)	VECTOR GROUP	PHASE	INTERNAL JUMPER	HIGH VOLTAGE WINDING	LOW VOLTAGE WINDING	MEAS RATIO	TURNS RATIO	NOTES
		Dyn1	A		H ₁ - H ₃	X ₁ - X ₀	$\frac{V_H}{V_X} \cdot \sqrt{3}$	$\frac{V_H}{V_X} \cdot \sqrt{3}$	
	B			H ₂ - H ₁	X ₂ - X ₀				
	C			H ₃ - H ₂	X ₃ - X ₀				

TEST	H VOLT	H TAP	X VOLT	X TAP	C-RATIO	M-RATIO	DEV [%]	P/F	I[mA]	DEGREE	RES
1	12000		208		99.9260	A: + 99.996 B: + 100.042 C: + 100.043	0.07 0.12 0.12	P P P	2.600 2.100 3.200	0.050 0.060 0.060	

Computer control and analysis with included TTRA S2 Software

The ATRT-03B S2 comes with the Vanguard Transformer Turns Ratio Analysis Series 2 (TTRA S2) PC software. The TTRA S2 software can be used to test winding turns ratios of transformers, voltage regulators, and load-tap changers. Test plans can be created using the TTRA S2 application and then transferred to the ATRT-03B S2. Test records can be exported to Excel, PDF, and XML formats for further analysis.



ATRT-03B S2 specifications

type	Portable, lightweight, automatic, 3-phase transformer turns-ratio meter
physical specifications	18"W x 7"H x 15"D (45.7 cm x 17.8 cm x 38.1 cm); Weight: 20 lbs (9 kg)
operating voltage	100 – 240 Vac, 50/60 Hz
measurement method	ANSI/IEEE C57.12.90
turns ratio measuring range	0.8 – 15,000
turns ratio accuracy	0.8 – 1,999: ±0.1%, 2,000 – 3,999: ±0.25%, 4,000 – 15,000: ±1% @ 8Vac 0.8 – 1,999: ±0.1%, 2,000 – 3,999: ±0.20%, 4,000 – 15,000: ±1% @ 40Vac 0.8 – 1,999: ±0.1%, 2,000 – 3,999: ±0.15%, 4,000 – 15,000: ±1% @ 100Vac
test voltages	8 Vac @ 1Amp, 40 Vac @ 0.2 Amp, 100 Vac @ 0.1 Amp
excitation current reading range	0 – 2 Amperes; Accuracy: ±0.1 mA, ±2% of reading (±1 mA)
phase angle measurement	0 – 360 Degrees; Accuracy: ±0.2 degree (±1 digit)
display	Back-lit LCD screen (128 x 64 pixels) viewable in bright sunlight and low-light levels
computer interfaces	One RS-232C port, one USB port
external data storage	One USB Flash drive interface port; Up to 999 transformer test records can be stored on a USB Flash drive (not included)
internal test record storage	Can store 112 transformer test records internally. Each record holds the test record header and up to 99 readings.
internal test plan storage	Can store 128 transformer test plans internally. Test plans can be transferred to the unit from the PC via the RS-232C/USB port or via the USB Flash drive interface
pc software	Windows®-based Transformer Turns Ratio Analyzer application is included with purchase price
load tap changer contact	240 Vac, 2 Amps
safety	Designed to meet UL 61010A-1 and CAN/CSA C22.2 No. 10101-92 standards
environment	Operating: -10°C to +50°C (+15°F to +122°F); Storage: -30°C to +70°C (-22°F to +158°F)
humidity	90% RH @ 40°C (104°F) non-condensing
altitude	2,000 m (6,562 ft) to full safety specifications
cables	One 15-foot single-phase set, one 15-foot 3-phase set, one 25-foot extension set, one safety ground, one RS-232C, one USB, cable bag
options	transportation case
warranty	one year on parts and labor

NOTE : the above specifications are valid at nominal voltage and ambient temperature of +25°C (+77°F). Specifications are subject to change without notice.



Instruments designed and developed by the hearts and minds of utility electricians around the world

Vanguard Instruments Company, (VIC), was founded in 1991. Currently, our 28,000 square-foot facility houses Administration, Design & Engineering, and Manufacturing operations. From its inception, VIC's vision was, and is to develop and manufacture innovative test equipment for use in testing substation EHV circuit breakers and other electrical apparatus.

The first VIC product was a computerized circuitbreaker analyzer, which was a resounding success. It became the forerunner of an entire series of circuitbreaker test equipment. Since its beginning, VIC's product line has expanded to include microcomputer-based, precision micro-ohmmeters, single and three phase transformer winding turns-ratio testers, transformer winding-resistance meters, mega-ohm resistance meters, and a variety of other electrical utility maintenance support products.

VIC's performance-oriented products are well suited for the utility industry. They are rugged, reliable, accurate, user friendly, and most are computer controlled. Computer control, with innovative programming, provides many automated testing functions. VIC's instruments eliminate tedious and time-consuming operations, while providing fast, complex, test-result calculations. Errors are reduced and the need to memorize long sequences of procedural steps is eliminated. Every VIC instrument is competitively priced and is covered by a liberal warranty.



Vanguard Instruments Company, Inc.

1520 S. Hellman Avenue • Ontario, California 91761, USA
Phone 909-923-9390 • **Fax** 909-923-9391
www.vanguard-instruments.com